

HYPERFLITE[®]

SKYHOUNDZ[®]

PROCEDURES MANUAL



PROCEDURE MANUAL

- 3 Introduction**
- 4 Timeline**
- 5 Contest Materials**
- 6 Host Requirements**
- 7 Publicity**
- 8 Eligibility**
- 9-10 Field Set-up**
 - Distance/Accuracy Set-up**
 - Freestyle Set-up**
- 11 Site Checklist**
- 12-14 Conducting the Competition**
 - Preparation**
 - Competition Rules**
 - Competition Format**
 - Scoring**
- 15 Post-Competition**
- 15 Appendix**

INTRODUCTION

Thank you for choosing to host a Hyperflite Skyhoundz Local Championship. We appreciate the enthusiasm, energy and time you have dedicated to the sport of canine disc catching. It is through the support of communities such as yours that the sport can continue to expand and develop.

Whether you are a first-timer or a seasoned veteran at hosting a Local Championship, this manual is designed to help make your event the best it can be. By following these simple guidelines you will host a successful event that will not be soon forgotten.

If, during your planning and implementation of a Local Championship, you encounter any difficulties, have questions or concerns or would like to recommend changes or improvements, please contact Skyhoundz at 404-350-9343.

Although the rules and format for competition are standardized, we encourage your creativity in promoting and carrying out your Local Championship. You may wish to enhance your competition or advertising strategies in order to increase participation and attendance. We welcome your imagination while putting on an event as long as you stay within the established guidelines.

You may provide additional prizes if you wish to create more divisions or places. Additional divisions may include: small dogs, children, novice competitors, etc. However, we only supply prizes for the top three competitors in either Distance/Accuracy or Distance/Accuracy/Freestyle.

Our gratitude goes out to the many dedicated and tireless volunteers involved in this season's events and to our sponsor, Hyperflite® flying discs, for their generous support.

Congratulations on choosing to be a part of such an exciting event.

Good luck and have fun!

Sincerely,



Peter Bloeme, Director



Skyhoundz

404-350-9343/www.skyhoundz.com
1015 Collier Rd NW, Ste C, Atlanta, GA 30318

©2006 Skyhoundz. No portion of this booklet may be reproduced without prior written permission of Skyhoundz. Skyhoundz® is a registered trademark of PRB & Associates, Inc. Hyperflite® is a registered trademark of Hyperflite, Inc.

TIMELINE

Dates on this timeline are intended to serve as reminders. Compliance with the suggested times will help to ensure a smooth-running event from start to finish. Completion of these tasks in a timely manner will also help to assure your eligibility as a Skyhoundz Local Championship Host (hereafter referred to as Host).

Six months to 1 year in advance of event
Reserve Park

October; prior to next season
Receive/Request invitation

January 25th (or earlier)
Return invitation to assure availability.

January 25th

Deadline for Host Confirmation

Six weeks prior to your event
Begin publicizing. (Hang posters, distribute flyers, contact local media, submit press releases, etc.)

One month prior to event.
Receive Skyhoundz contest materials

Two weeks prior to event.
Contact media and invite them to attend your event.

One week prior to event.
Follow-up with the media as a reminder

Day before event or morning of.
Set up field

Thirty minutes prior to event.
Begin event registration
Have fun

One week after your event.
Please forward to Skyhoundz the competition results and any newspaper clippings or copies of other press coverage you received.

CONTEST MATERIALS

Skyhoundz will provide the following materials, free of charge, to each HOST:

- ❑ Discs
At all Skyhoundz competitions, one Hyperflite K-10 Competition Standard disc is to be given to each competitor. Competitors are responsible for supplying any additional Hyperflite discs they will need for competition. If they are not used in competition, you may give them to competitors.
- ❑ Rules
Rules are included in this manual. If you like, you may make copies of them to post or distribute at your event.
- ❑ Press Release/Photo
We have produced a merged press release to assist you in advertising your event. Additionally, we have provided you with a publicity photo. These items may be used together or can be cut in half. You may use the press release/photo, "as is," and make as many copies as you like; or you may use our materials to create your own customized press release. **Contest logos, photos, etc. can be downloaded from our web site at: www.skyhoundz.com/special.html**
- ❑ Prize package for contest winners
We provide plaques for the top three finishers.
- ❑ Publicity posters
We have produced a poster which can be posted on park bulletin boards, at local pet stores, dog training facilities, veterinarian offices, and any other area that may attract competitors.
- ❑ Registration forms
These forms should be managed by HOST personnel. Each competitor must fill out a registration form prior to competing. After the competition is over, collect all the top sheets to return to Skyhoundz, you may keep the middle copy if you wish and you can provide the bottom copy to the competitors.
- ❑ Skyhoundz Guidelines & Schedule
All contest rules and information is available through our website at: www.skyhoundz.com

HOST REQUIREMENTS

HOSTS are responsible for making the following arrangements for competitions:

Prior to Competition

- ❑ Permit or written permission to use a field - Some parks will require a permit for use. Please secure your facilities well in advance of competition date.
- ❑ Promotion of the event - Using the promotional materials provided by Skyhoundz and/or your own resources, make the public aware of your event and how to find out more information. (see Publicity page 7)

Day of Competition

- ❑ Suitable Accommodations
 - ❑ **Field** - For the competition itself, the field size needed is approximately 30 x 60 YARDS. Remember to allow room for spectators to view the competition without distracting competitors.
 - ❑ **Time** - The length of time required to run an event is dependent upon number of entries. Estimate at least 4 minutes per contestant to complete two rounds. Most events run 2-3 hours.
- ❑ Personnel (NOTE: It is strongly recommended that personnel be appointed in advance and thoroughly familiarized with scoring criteria). If necessary, staff can do multiple jobs.
 - ❑ Registration manager(s) - Responsible for ensuring that all competitors sign and complete the appropriate registration forms, answering questions regarding competition, distributing competition guidelines and materials, and retaining of top sheet of each competitor's completed registration to Skyhoundz.
 - ❑ Judges – Determine value of team's performance and assign scores using Skyhoundz scoring system.
Distance/Accuracy:
1 Linesman/1 Timekeeper/1 Judge
Freestyle:
2-4 Judges/1 Timekeeper
 - ❑ Scorekeeper(s) – Record points and scores assigned by judges onto competitors' registration/score sheet and add totals.
 - ❑ Sound system manager – If the use of a sound system is determined to be necessary, it is a good idea to have one person responsible for its setup and use.
 - ❑ Announcer – Gives the names of each dog and thrower as they proceed to the throwing area to compete, reads out the name of the next team "on deck," and the team after them "in the hole," and announces time warnings at appropriate intervals (see page 12-14).
- ❑ Restroom Facilities – If at all possible, bathrooms should be located conveniently to all competition fields for competitors and spectators.
- ❑ Parking Facilities - If at all possible parking areas should be located conveniently to all competition fields. Keep in mind both competitors and spectators will need a place to park.
- ❑ Trash Cans – Provide trash receptacles near registration tables, and spectator areas,
- ❑ Sound System – Microphone and amplifier. (Electricity may be needed.)
- ❑ Water – Readily available for dogs and humans.

PUBLICITY

Promoting your event through the media will provide for more competitors and a larger spectator turnout. **Important:** The official name of the event is the Skyhoundz Hyperflite Canine Disc Local Championship. We are no longer affiliated with ALPO, Wham-O or Frisbee. The following guidelines are offered to help you achieve maximum publicity:

- ❑ About six weeks before your event, contact your local media (newspaper, radio, T.V.), with the press release we have supplied, or the one you created. Follow up with them two weeks prior to your event and invite them to attend. For those who expressed interest, follow-up again one week prior to remind them of start time, location, etc.
- ❑ Contact dog obedience clubs and dog trainers in your area and let them know about your event.
- ❑ Post flyers and posters (provided by Skyhoundz) on park bulletin boards, at local pet stores, dog training facilities, veterinarian offices, schools and any other area that may attract competitors or spectators.

We would appreciate it if you forward to us copies of any local coverage you receive, (articles, photos, etc.)

Mail to: Skyhoundz
1015 Collier Rd NW, Ste C
Atlanta, GA 30318

ELIGIBILITY

Competitors may enter as many Skyhoundz Hyperflite Local Championships as they like.

Any mixed breed or purebred dog may enter and compete.

Thrower may be of any age or sex.

There is no limit as to the number of events competitors or their dogs may enter. However, the same thrower/dog combination may only compete once per division/class. For example, this means that the same dog can compete with different family members. It is the owner/trainer's responsibility to ensure that competing canines do not compete in more events than would be advisable given their age, fitness and general health.

All dogs must have proof of Rabies vaccinations and license where locally required.

All competitors must sign liability waiver (on entry form) at each local competition.

Female dogs in any stage of heat are not eligible and must not be brought to contest site.

If more than 25 teams compete, the local host may limit the second round to the top 6–10 scoring teams from the first round (due to time constraints).

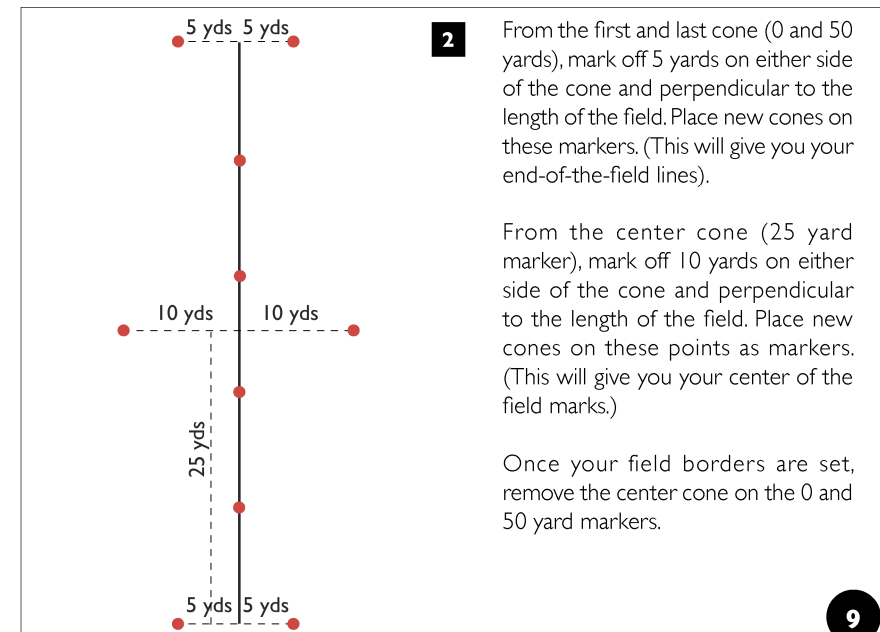
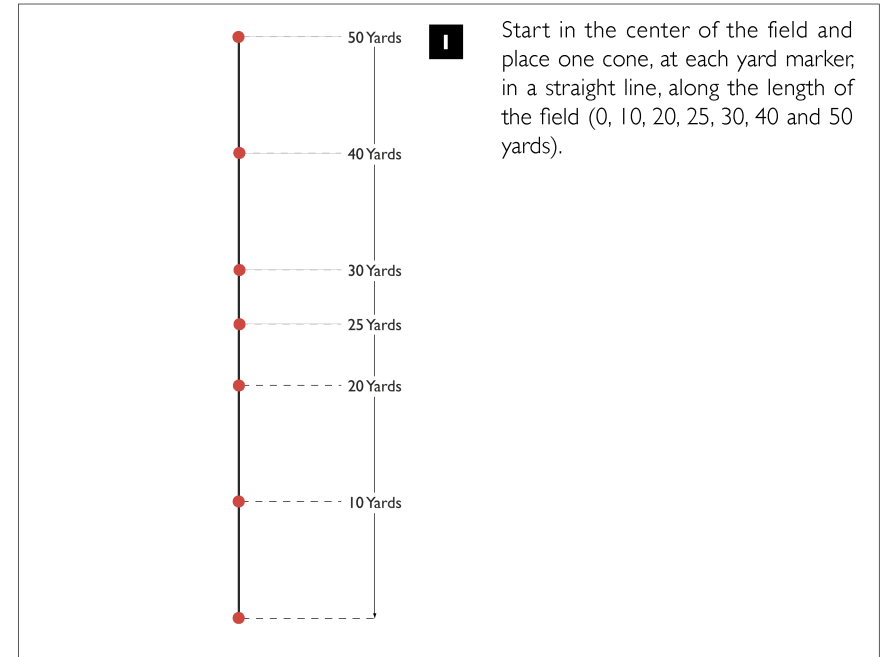
At the discretion of Local Championship Officials dog/thrower teams can be disqualified if animal is a nuisance or hazard to other competitors, or if thrower abuses dog.

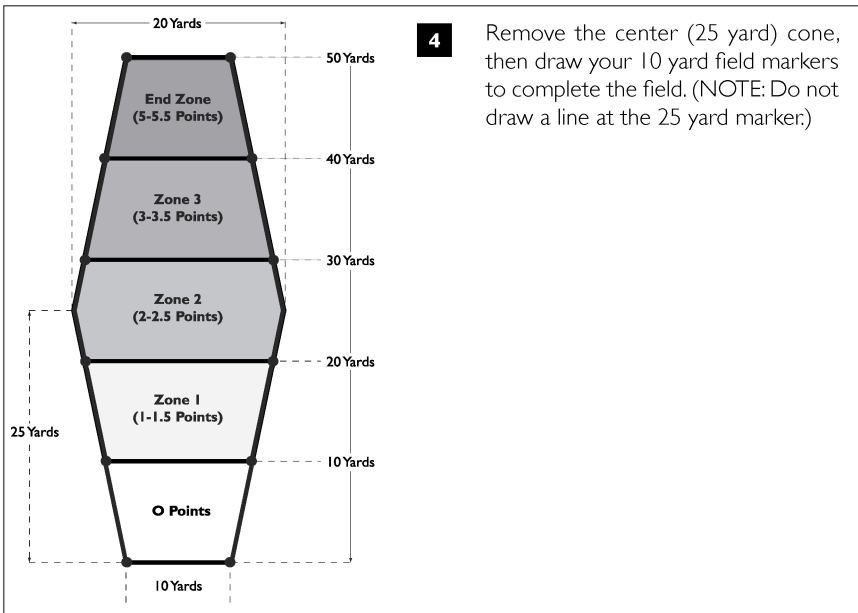
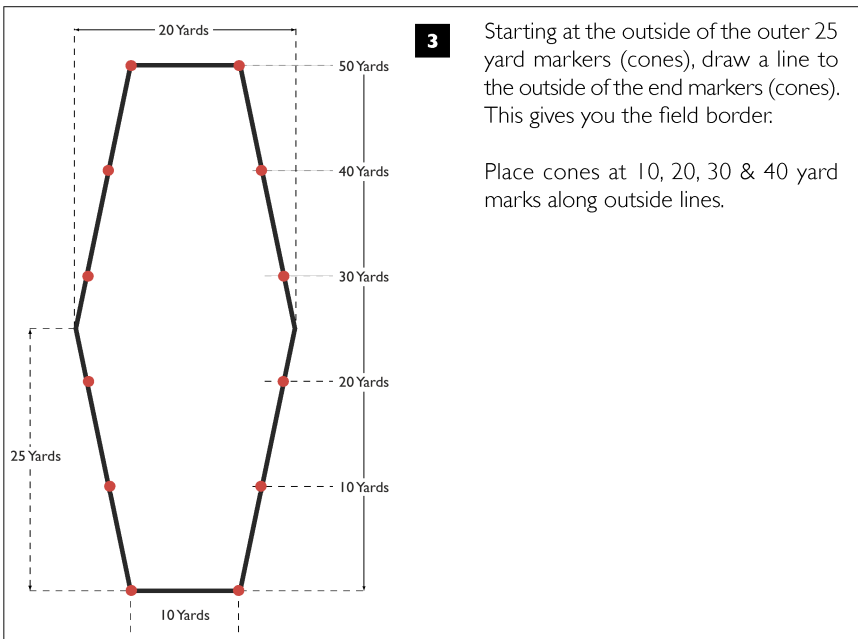
Everyone is eligible to compete in a Skyhoundz Hyperflite Regional Championship, regardless of score obtained in Local Championship. Regional Championships do not require any pre-qualification and are open to competitors based on their geographic eligibility.

DISTANCE/ACCURACY FIELD SET-UP

A flat, grassy area free from obstructions is required to set up competition field.

Field set-up is very important. It is a good idea to read all the way through the field set-up instructions before attempting to set up your field.





FREESTYLE FIELD SET-UP

Other than picking up any markers or cones used for Distance/Accuracy, field can be left exactly as it was for the Distance/Accuracy competition. Competitors may use the entire area for Freestyle competition. Boundaries and yard markers are unrelated to Freestyle competition.

SITE CHECKLIST

This list will help assure that you have not forgotten anything and will help your contest to run smoothly:

To Have:

- Stopwatch for the timekeeper
- PA system with microphone/cassette and/or CD player
- Sound system and music
- Power supply for sound system
- Water supply for dogs and humans
- Skyhoundz Hyperflite flying discs
- This procedure manual with the Skyhoundz Hyperflite Championship rules
- Local Championship posters
- Registration forms
- Competitor Prizes
- Pens (for registration, judges and scorekeepers)
- 2 tables (with chairs) for registration, scorekeepers, and display purposes (awards and Skyhoundz literature)
- Trash cans (and extra trash bags)
- Restroom facilities
- Parking facilities

To Do:

- Set up field (This should be done in advance of competition registration)
- Register competitors and make sure they sign waiver section
- Speak with judges regarding rules and judging procedures to clear up any last-minute confusion.
- Brief contestants and spectators on contest rules
- Determine if any disqualifications need to be made (females in heat, aggressive dogs, abusive handlers, etc.), inform dog/owner team of your decision.
- Verify animal immunizations if required by local ordinance.
- Inspect field for obstructions, broken glass, trash, etc.

CONDUCTING THE COMPETITION

Preparation (i.e. before the contest):

- ❑ Make sure that the field is set-up well in advance of competition (see page 9-10). Refer to "Distance/Accuracy field set-up" section.
- ❑ Inspect field to make certain that the designated competition area is clear of obstructions (check for trees, poles, rocks, litter, broken glass, holes, etc.). Grass should be mowed short for competition.
- ❑ Set up registration tables and chairs. Have registration forms, competition guidelines and pens available.
- ❑ Set up scorekeepers' table and chairs. Make sure pens or pencils are available.
- ❑ Set up and test sound system including microphone and music capabilities.
- ❑ Unlock restroom facilities.
- ❑ Meet with contest personnel to address last minute concerns, clear up any confusion, and re-establish understanding of scoring criteria.
- ❑ Brief competitors and spectators on contest rules.
- ❑ In the case of excessive heat, you may want to have a hose with a sprayer available for the dogs to cool off with.

CANINE WELFARE

Competitors are responsible for the safety and welfare of their dogs. Competing canines must be supervised and under the care and control of their throwers at all times. Only the competing dog, thrower and contest officials are allowed on the field during competition. Dogs must be leashed at all times, except when competing.

There are no limitations as to the number of events you or your dog may enter, or in which divisions. However, the same thrower/dog combination may only compete once per division/class. It is the owner/trainer's responsibility to ensure that competing canines do not compete in more events than would be advisable given their age, fitness and general health.

Abusive treatment of a canine, or any conduct of a competitor which might be perceived by spectators as such, will not be tolerated. Contest officials may disqualify any competitor who engages in this type of behavior. The wearing of electronic training aids, of any sort (active or inactive), will not be permitted during competition. At Skyhoundz Hyperflite Regional Championships and the Skyhoundz Hyperflite World Championship, the Chief Judge will have final authority on the issue of whether a dog is fit to compete.

Competitors with overly aggressive dogs may not be permitted to compete if such canines are believed to pose a danger to people or other canines.

Freestyle vaults, utilizing the trainer's body as a launch pad, should be minimized or excluded from routines altogether. If attempted, vaults should be performed in a controlled and safe manner. Excessive height, or frequent repetitions of vaults, will not increase the likelihood of a higher score.

GENERAL COMPETITION RULES

Each contestant must read and sign, without modification, the Skyhoundz Hyperflite Registration Form, which contains a liability waiver and publicity release. Competitors are responsible for reading and understanding the competition rules before they compete.

Because of time constraints, no practice throws will be permitted in any Skyhoundz Championship events.

No props of any kind, including capes, vests or other adornments worn by canines, are permitted in competition. Female dogs in any stage of heat will not be permitted to compete and must not be brought to the competition site.

Dog owners/trainers are required to clean up after their dog's nature breaks. If a nature break takes place during any event, time will be suspended until the break has concluded. Time will resume from the point of interruption and any clean-up necessary must be done by the thrower upon completion of the round.

Where required by local ordinance, all participating dogs must have proof of rabies inoculation and license. Parvo and Kennel Cough vaccinations are strongly recommended.

Skyhoundz has selected the Hyperflite K-10 Competition Standard as the official competition disc for the championships. However any version of the K-10 (Competition Standard, FrostBite, Midnight Sun, Jawz, etc.) will be allowed in all Skyhoundz competitions. Dogs under 15 pounds may use smaller discs provided by their owners.

At all Skyhoundz competitions, one Hyperflite Competition Standard disc will be given to each competitor. Competitors are responsible for supplying any additional Hyperflite discs they will need for competition (see above). **Regional competitors will be provided Hyperflite Competition Standard discs, at no charge, for their use in the competition.** Depending on local ordinances, Hyperflite K-10 discs may be available for sale at Regional Championships.

If a spectator's dog runs onto the field during a competitor's round, time will be suspended. Once the spectator's dog is leashed and has been removed from the field, time will resume from the point of interruption.

The Skyhoundz Hyperflite Championships represents family entertainment at its finest. Accordingly, competitors should avoid confrontations with other competitors or challenges of contest officials. Abusive language or other inappropriate or unsportsmanlike behavior may result in a contestant's disqualification from competition.

Only those Skyhoundz Hyperflite Local Championships, Regional Championships and the World Championship listed in the 2003 Skyhoundz schedule are officially sanctioned by Skyhoundz. Skyhoundz officials reserve the right to change format, competition rules, time allotments, etc. at all levels of competition.

DISTANCE/ACCURACY

Distance/Accuracy competitors are allowed 60 seconds and one disc to score as many points as possible. If, during the round a competitor believes the disc has become unsafe (e.g.: broken rim, or a large tear in the disc), it may be handed to the line judge for replacement (if the competitor has provided such a replacement). Time will not be suspended during a disc change. Countdown of time remaining will be uniform for all competitors: 30 seconds, 10 seconds (5, 4, 3, 2, 1, if necessary) and time.

The field set-up provides the ability for individual competitors to throw in either direction however; competitors cannot change throwing direction once time has begun. Field dimensions and ability to throw from either end are subject to change, at the discretion of contest officials, due to overall field limitations or for safety considerations.

The thrower and canine are required to be behind the throwing line before time starts. When the competitor is ready, the line judge will raise his or her hand. Soon after, a start cue will be given by the announcer indicating that time has begun. If, in the opinion of the line judge, the dog leaves before time begins, time will be reset and a new start will be done. Competitors may send their canines downfield, or throw, anytime after the start signal is sounded.

The thrower must remain behind the throwing line and between the throwing line cones for all throws, but may move freely around the field at other times. A throw will not be scored if the thrower steps on or over the throwing line prior to or during the release of the disc. If the disc leaves the thrower's hand before time is called, it will be scored.

To receive points, catches must be completed with all four dog's paws landing within one of the official scoring zones (see diagram below). If a canine catches a disc with paws in more than one scoring zone, the catch will be scored as if it were made in the scoring zone closest to the throwing line.

Scoring is based on the following point scale. No points awarded for catches under 10 yards. An additional half point bonus will be awarded for each successful catch in which the dog makes a catch with all four paws clearly off the ground in an obvious jumping effort and subsequently lands with all four paws in a scoring zone.

Zone 1	(10-20 yards)	1 Point
Zone 2	(20-30 yards)	2 Points
Zone 3	(30-40 yards)	3 Points
End Zone	(40-50 yards)	5 Points

TIE-BREAKER If there is a tie for first, second or third place, the tie will be broken by the following criteria, as necessary: 1) The competitor with the fewest throws in both rounds, 2) A Face-off round with each team receiving one Distance/Accuracy throw. The dog making the higher scoring catch will be declared the victor. If the teams are still tied after each has made one throw, Face-off continues until one dog makes a higher scoring catch than the other. Officials will permit the competitors to rest their dogs as necessary.

Competition Format

Call competitors to compete in order of registration.

Announce name of each dog and thrower as they proceed to the throwing area (it is a good idea to also announce the name of the next team "on deck," and the team after, "in the hole:").

Timing begins as indicated (see "rules" for Distance/Accuracy and Freestyle).

Only thrower and dog are allowed on field during competition. No helpers allowed.

Announcer will announce countdown of time at specified intervals.

Points stop accumulating at the final time signal. If the disc is in flight as time runs out, points are counted if the catch is made.

Each team competes in two rounds of Distance/Accuracy Competition. (Everyone competes in Round 1, then everyone competes in Round 2).

FREESTYLE (We recommend that first time hosts NOT hold a Freestyle Competition due to the complexity of judging.)

TIME Teams competing in Freestyle will receive a maximum of 90 seconds per round. Routines must run at least 60 seconds to be scored. Timing begins when the disc is placed in flight or the canine attempts to catch or pick-up a disc placed on the ground or on any part of a thrower or canine's body. Countdown of time remaining will be uniform for all competitors: 60 seconds, 30 seconds, 10 seconds and time.

MUSIC Contestants who bring their own music should present it to contest officials when called to the on deck area. Music should be on compact disc or cassette and marked with competitor's name. If the music is on a cassette it needs to be cued up appropriately, if on a CD, the track number must be marked on the outside of the CD case. Contestants must avoid selecting music which is unsuitable for a family audience.

DISCS Up to five Hyperflite K-10 flying discs are allowed.

OTHER Judges will disregard tricks that do not begin or conclude with a disc in flight except roller throws. Takes, moves in which a disc is handed off to the dog, will not be scored.

SKYHOUNDZ PAWS FREESTYLE SCORING SYSTEM

The PAWS judging system is based on Presentation, Athleticism, Wow!Factor and Success. Under the PAWS scoring system, judges will evaluate each team's ability to cleanly execute a challenging, varied and exciting routine within the time allotted. Although there are specific categories that focus on execution (Success) and difficulty (Wow!Factor), a failure to score well in either of these categories may impact a competitor's scores in all of the PAWS categories. This is because the judges must account for differences between routines of the competitors that are competing on a given day. For example, if two competitors have perfect rounds in the Success category, they will not necessarily each receive a score of 10. Instead, the more difficult perfectly-executed routine will typically receive a higher score in Success than the simpler routine. Similarly, if two competitors have equally difficult rounds, it is likely that the competitor with fewer misses will receive the higher score in the Wow!Factor category. Competing teams will receive scores ranging from 1 to 10, in half-point increments, for each of the following four categories:

PRESENTATION The team's presentation of a crowd pleasing routine with exciting choreography, continuous flow, good disc management and smooth transitions.

ATHLETICISM Intensity and athleticism in completing catches, tricks or maneuvers together with a dog's speed, quickness, leaping ability relative to its size and control over his/her body while competing.

WOWIFACTOR Ability to successfully complete novel or unique tricks or moves, including catches of throws with varied spins or releases. Also, the presentation of completely new moves, or a novel or unique presentation of a previously performed move, will result in higher scores in this category.

SUCCESS The team's ability to successfully execute a routine with specific consideration given for the difficulty of the throws/catches and tricks. Your overall success will effect your score in all categories. A difficult routine that is completed cleanly will score higher than a simple routine completed cleanly.

POST COMPETITION

Remind competitors of date, time and location for their Skyhoundz Hyperflite Regional Championships (if it hasn't already taken place). Everyone (who resides within that region) is eligible to compete in Regional Championships regardless of participation or scores in Local Championships.

Send top copy of registration form/score sheet for each competitor to Skyhoundz at:

Skyhoundz
1015 Collier Rd NW, Ste C
Atlanta, GA 30318

Bottom copies of registration form/score sheet may be presented to competitors if they wish to have a copy.

We also welcome copies of any publicity received at your event.

APPENDIX

Competitor Materials

- Each competitor should be allotted one of each of the following:
 - ① Registration form (not to be given to competitor)
 - ② Hyperflite K-10 Competition Standard flying disc